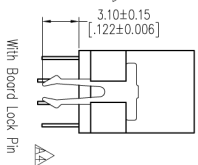
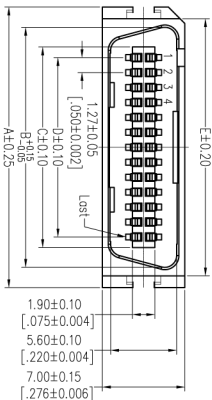
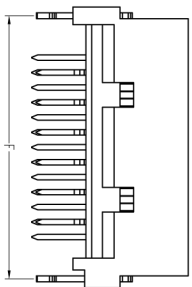
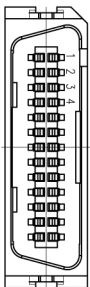


HSF

NOTES:

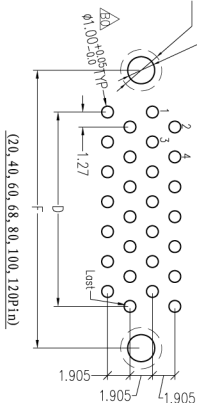
Rated Current: 0.5A/MP
 Contact Resistance: 5mΩ max
 Withstand Voltage: 500V AC/DC
 Insulation Resistance: 500MΩ min
 Operation Temperature: -40°C to +125°C

Contact Material: Phosphor Bronze
 Contact Plating: Au and Sn Over Ni
 Insulator Material: PBT+30%GF UL94V-0

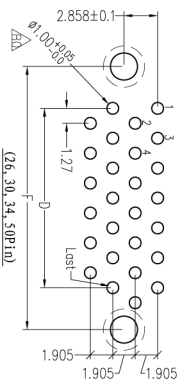


With Board Lock Pin

2-#2.30±0.05Hole
 ø3.50 Land
 Soldering Side



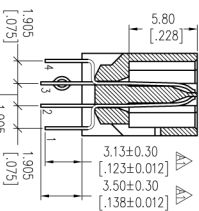
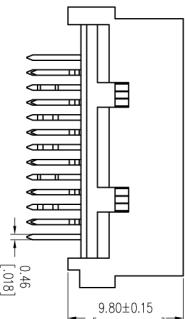
Recommended P.C.B. Layout (Top Side)
 (PCB BOARD TOLERANCE±0.05)



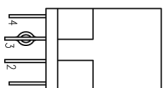
Ordering Information

6320D-XXXX SD S1 PX T 01

No. of Pins: Contact Plating: Type: Housing:
 S1=3000GoldTR: S1=3000GoldTR: N:Virtually Board Lock Pin: T=Tube
 S2=30=GoldTR: W:With Board Lock Pin



Without Board Lock Pin



No. of Pins	Dimension					
	A	B	C	D	E	F
20	20.03	16.58	13.23	11.43	18.04	18.54
26	23.84	20.39	17.04	15.24	21.85	22.35
30	26.38	22.93	19.58	17.78	24.39	24.89
34	28.92	25.47	22.12	20.32	26.93	27.43
40	32.73	29.28	25.93	24.13	30.74	31.24
50	39.08	35.63	32.28	30.48	37.09	37.59
60	45.43	41.98	38.63	36.83	43.44	43.94
68	50.51	47.06	43.71	41.91	48.52	49.02
80	58.13	54.68	51.33	49.53	56.14	56.64
100	70.83	67.38	64.03	62.23	68.84	69.34
120	83.53	80.08	76.73	74.93	81.54	82.04

REV	DATE	MODIFICATION DESCRIPTION
AO	2010/03/27	NEW
A4	2011/12/12	ADD With Board Lock Pin
AS	2012/02/16	Change Plastic Structure Size
BO	2012/04/28	Change PCB Layout Dimension,Add 10x0.15

OPERATION	DRAW
XXX	FX40
XXX	FX25
XXX	FX15
XXX	FX05

DATE	DATE
2012.04.28	

SCALE	FIT
UNIT	mm
SIZE	A4

APPROVE	DATE

PART NO.	TITLE:
6320D-XXXXSDXPY01	1.27mm SCSI Plug 180°

SHEET	PRQL.
1/1	

Customer NO.

上海回峰电子科技有限公司
 Shanghai Hui Feng Electronics Technology Co., Ltd.
 电话: 021-67150229
 传真: 021-67150251
 企业邮箱: hui Feng_dzki@163.com
 公司地址: www.hui Feng-china.com